

STATEMENT OF APPROPRIATIONS, ALLOTMENTS, OBLIGATIONS, DISBURSEMENTS AND BALANCES
As at the Quarter Ending March 31, 2020

Department: State Universities and Colleges (SUCs)
Agency: Tarlac State University
Operating Unit: < not applicable >
Organization Code: 08 037 0000000
Fund Cluster: 01 Regular Agency Fund

	Current Year Appropriations
	Supplemental Appropriations
X	Continuing Appropriations

(e.g. UACS Fund Cluster: 01-Regular Agency Fund, 02-Foreign Assisted Projects Fund, 03-Special Account-Locally Funded/Domestic Grants Fund, and 04-Special Account-Foreign Assisted/Foreign Grants Fund)


Particulars	UACS CODE	Appropriations			Allotments			Current Year Obligations				Current Year Disbursements				Balances							
		Authorized Appropriations	Adjustments (Transfer To/From, Realignment)	Adjusted Appropriations	Allotments Received	Adjustments (Withdrawal, Realignment)	Transfer To	Transfer From	Adjusted Total Allotments	1st Quarter Ending March 31	2nd Quarter Ending June 30	3rd Quarter Ending Sept. 30	4th Quarter Ending Dec. 31	TOTAL	1st Quarter Ending March 31	2nd Quarter Ending June 30	3rd Quarter Ending Sept. 30	4th Quarter Ending Dec. 31	TOTAL	Unreleased Appro	Unobligated Allotments	Unpaid Obligations (15-20)+(23+24)	
		3	4	5=(3+4)	6	7	8	9	10=(6+(7)-8+9)	11	12	13	14	15=(11+12+13+14)	16	17	18	19	20=(16+17+18+19)	21=(5-10)	22=(10-15)	23	24
I. Continuing Appropriations		5,970,645.95	0.00	5,970,645.95	5,970,645.95	0.00	0.00	0.00	5,970,645.95	635,997.00	0.00	0.00	0.00	635,997.00	106,041.00	0.00	0.00	0.00	106,041.00	0.00	5,334,648.95	0.00	529,956.00
I. Agency Specific Budget		5,970,645.95	0.00	5,970,645.95	5,970,645.95	0.00	0.00	0.00	5,970,645.95	635,997.00	0.00	0.00	0.00	635,997.00	106,041.00	0.00	0.00	0.00	106,041.00	0.00	5,334,648.95	0.00	529,956.00
General Administration and Support	1000000000000000	421,652.50	0.00	421,652.50	421,652.50	0.00	0.00	0.00	421,652.50	341,388.29	0.00	0.00	0.00	341,388.29	53,130.00	0.00	0.00	0.00	53,130.00	0.00	80,264.21	0.00	288,258.29
General Management and Supervision	1000001000010000	421,652.50	0.00	421,652.50	421,652.50	0.00	0.00	0.00	421,652.50	341,388.29	0.00	0.00	0.00	341,388.29	53,130.00	0.00	0.00	0.00	53,130.00	0.00	80,264.21	0.00	288,258.29
MOOE		421,652.50	0.00	421,652.50	421,652.50	0.00	0.00	0.00	421,652.50	341,388.29	0.00	0.00	0.00	341,388.29	53,130.00	0.00	0.00	0.00	53,130.00	0.00	80,264.21	0.00	288,258.29
Sub-Total: General Administration and Support		421,652.50	0.00	421,652.50	421,652.50	0.00	0.00	0.00	421,652.50	341,388.29	0.00	0.00	0.00	341,388.29	53,130.00	0.00	0.00	0.00	53,130.00	0.00	80,264.21	0.00	288,258.29
PS		0.00	0.00	0.00	0.00	0.00	0.00	0.00	0.00	0.00	0.00	0.00	0.00	0.00	0.00	0.00	0.00	0.00	0.00	0.00	0.00	0.00	0.00
MOOE		421,652.50	0.00	421,652.50	421,652.50	0.00	0.00	0.00	421,652.50	341,388.29	0.00	0.00	0.00	341,388.29	53,130.00	0.00	0.00	0.00	53,130.00	0.00	80,264.21	0.00	288,258.29
FinEx (if Applicable)		0.00	0.00	0.00	0.00	0.00	0.00	0.00	0.00	0.00	0.00	0.00	0.00	0.00	0.00	0.00	0.00	0.00	0.00	0.00	0.00	0.00	0.00
CO		0.00	0.00	0.00	0.00	0.00	0.00	0.00	0.00	0.00	0.00	0.00	0.00	0.00	0.00	0.00	0.00	0.00	0.00	0.00	0.00	0.00	0.00
Support to Operations	2000000000000000	30,184.00	0.00	30,184.00	30,184.00	0.00	0.00	0.00	30,184.00	10,000.00	0.00	0.00	0.00	10,000.00	0.00	0.00	0.00	0.00	10,000.00	0.00	20,184.00	0.00	10,000.00
Auxiliary Services	2000001000010000	30,184.00	0.00	30,184.00	30,184.00	0.00	0.00	0.00	30,184.00	10,000.00	0.00	0.00	0.00	10,000.00	0.00	0.00	0.00	0.00	10,000.00	0.00	20,184.00	0.00	10,000.00
MOOE		30,184.00	0.00	30,184.00	30,184.00	0.00	0.00	0.00	30,184.00	10,000.00	0.00	0.00	0.00	10,000.00	0.00	0.00	0.00	0.00	10,000.00	0.00	20,184.00	0.00	10,000.00
Sum-Total: Support to Operations		30,184.00	0.00	30,184.00	30,184.00	0.00	0.00	0.00	30,184.00	10,000.00	0.00	0.00	0.00	10,000.00	0.00	0.00	0.00	0.00	10,000.00	0.00	20,184.00	0.00	10,000.00
PS		0.00	0.00	0.00	0.00	0.00	0.00	0.00	0.00	0.00	0.00	0.00	0.00	0.00	0.00	0.00	0.00	0.00	0.00	0.00	0.00	0.00	0.00
MOOE		30,184.00	0.00	30,184.00	30,184.00	0.00	0.00	0.00	30,184.00	10,000.00	0.00	0.00	0.00	10,000.00	0.00	0.00	0.00	0.00	10,000.00	0.00	20,184.00	0.00	10,000.00
FinEx (if Applicable)		0.00	0.00	0.00	0.00	0.00	0.00	0.00	0.00	0.00	0.00	0.00	0.00	0.00	0.00	0.00	0.00	0.00	0.00	0.00	0.00	0.00	0.00
CO		0.00	0.00	0.00	0.00	0.00	0.00	0.00	0.00	0.00	0.00	0.00	0.00	0.00	0.00	0.00	0.00	0.00	0.00	0.00	0.00	0.00	0.00
Operations	3000000000000000	5,518,809.45	0.00	5,518,809.45	5,518,809.45	0.00	0.00	0.00	5,518,809.45	294,608.71	0.00	0.00	0.00	294,608.71	62,911.00	0.00	0.00	0.00	62,911.00	0.00	5,234,200.74	0.00	231,697.71
CO: Retain and quality tertiary education ensured to achieve inclusive growth and access of poor but deserving students to quality tertiary education accessible		5,267,653.84	0.00	5,267,653.84	5,267,653.84	0.00	0.00	0.00	5,267,653.84	178,358.71	0.00	0.00	0.00	178,358.71	22,661.00	0.00	0.00	0.00	22,661.00	0.00	5,089,295.13	0.00	155,697.71
HIGHER EDUCATION PROGRAM		5,267,653.84	0.00	5,267,653.84	5,267,653.84	0.00	0.00	0.00	5,267,653.84	178,358.71	0.00	0.00	0.00	178,358.71	22,661.00	0.00	0.00	0.00	22,661.00	0.00	5,089,295.13	0.00	155,697.71
Provision of Higher Education Services	3101001000010000	929,653.48	0.00	929,653.48	929,653.48	0.00	0.00	0.00	929,653.48	178,358.71	0.00	0.00	0.00	178,358.71	22,661.00	0.00	0.00	0.00	22,661.00	0.00	751,294.77	0.00	155,697.71
MOOE		929,653.48	0.00	929,653.48	929,653.48	0.00	0.00	0.00	929,653.48	178,358.71	0.00	0.00	0.00	178,358.71	22,661.00	0.00	0.00	0.00	22,661.00	0.00	751,294.77	0.00	155,697.71
CO		700,000.00	0.00	700,000.00	700,000.00	0.00	0.00	0.00	700,000.00	0.00	0.00	0.00	0.00	0.00	0.00	0.00	0.00	0.00	0.00	0.00	700,000.00	0.00	0.00
Locally-Funded Projects		4,338,000.36	0.00	4,338,000.36	4,338,000.36	0.00	0.00	0.00	4,338,000.36	0.00	0.00	0.00	0.00	0.00	0.00	0.00	0.00	0.00	0.00	0.00	4,338,000.36	0.00	0.00
Renovation/ Renovation of Academic Building, College of Architecture and Fine Arts Building, San Isidro Campus	3101002000050000	2,325,638.50	0.00	2,325,638.50	2,325,638.50	0.00	0.00	0.00	2,325,638.50	0.00	0.00	0.00	0.00	0.00	0.00	0.00	0.00	0.00	0.00	0.00	2,325,638.50	0.00	0.00


Department: State Universities and Colleges (SUCs)
 Agency: Tarlac State University
 Operating Unit: < not applicable >
 Organization Code: 08 037 000000
 Fund Cluster: 01 Regular Agency Fund


	Current Year Appropriations
	Supplemental Appropriations
X	Continuing Appropriations


(e.g. UACS Fund Cluster: 01-Regular Agency Fund, 02-Foreign Assisted Projects Fund, 03-Special Account-Locally Funded/Domestic Grants Fund, and 04-Special Account-Foreign Assisted/Foreign Grants Fund)

Particulars	UACS CODE	Appropriations			Allotments				Current Year Obligations					Current Year Disbursements					Balances					
		Authorized Appropriations	Adjustments (Transfer To/From, Realignment)	Adjusted Appropriations	Allotments Received	Adjustments (Withdrawal, Realignment)	Transfer To	Transfer From	Adjusted Total Allotments	1st Quarter Ending March 31	2nd Quarter Ending June 30	3rd Quarter Ending Sept. 30	4th Quarter Ending Dec. 31	TOTAL	1st Quarter Ending March 31	2nd Quarter Ending June 30	3rd Quarter Ending Sept. 30	4th Quarter Ending Dec. 31	TOTAL	Unreleased Appro	Unobligated Allotments	Unpaid Obligations (15-20)=(21-24)		
		3	4	5=(3+4)	6	7	8	9	10=(6+7)+8+9	11	12	13	14	15=(11+12+13+14)	16	17	18	19	20=(16+17+18+19)	21=(5-10)	22=(10-15)	23	24	
CO		2,325,638.50	0.00	2,325,638.50	2,325,638.50	0.00	0.00	0.00	2,325,638.50	0.00	0.00	0.00	0.00	0.00	0.00	0.00	0.00	0.00	0.00	0.00	0.00	2,325,638.50	0.00	0.00
Improvement of Academic Building Two-Storey NSTP Building, Lucinda Campus	31010020000000	3,734.49	0.00	3,734.49	3,734.49	0.00	0.00	0.00	3,734.49	0.00	0.00	0.00	0.00	0.00	0.00	0.00	0.00	0.00	0.00	0.00	0.00	3,734.49	0.00	0.00
CO		3,734.49	0.00	3,734.49	3,734.49	0.00	0.00	0.00	3,734.49	0.00	0.00	0.00	0.00	0.00	0.00	0.00	0.00	0.00	0.00	0.00	0.00	3,734.49	0.00	0.00
Continuation of the Refurbishing of Remaining Classrooms	31010020000000	1,999,507.21	0.00	1,999,507.21	1,999,507.21	0.00	0.00	0.00	1,999,507.21	0.00	0.00	0.00	0.00	0.00	0.00	0.00	0.00	0.00	0.00	0.00	0.00	1,999,507.21	0.00	0.00
CO		1,999,507.21	0.00	1,999,507.21	1,999,507.21	0.00	0.00	0.00	1,999,507.21	0.00	0.00	0.00	0.00	0.00	0.00	0.00	0.00	0.00	0.00	0.00	0.00	1,999,507.21	0.00	0.00
Construction of College of Public Administration and Governance Building	31010020000000	9,120.16	0.00	9,120.16	9,120.16	0.00	0.00	0.00	9,120.16	0.00	0.00	0.00	0.00	0.00	0.00	0.00	0.00	0.00	0.00	0.00	0.00	9,120.16	0.00	0.00
CO		9,120.16	0.00	9,120.16	9,120.16	0.00	0.00	0.00	9,120.16	0.00	0.00	0.00	0.00	0.00	0.00	0.00	0.00	0.00	0.00	0.00	0.00	9,120.16	0.00	0.00
DO Higher education research improved to promote economic productivity and innovation		208,587.83	0.00	208,587.83	208,587.83	0.00	0.00	0.00	208,587.83	80,250.00	0.00	0.00	0.00	0.00	80,250.00	30,250.00	0.00	0.00	0.00	30,250.00	0.00	128,337.83	0.00	50,000.00
ADVANCED EDUCATION PROGRAM		82,943.22	0.00	82,943.22	82,943.22	0.00	0.00	0.00	82,943.22	25,000.00	0.00	0.00	0.00	0.00	25,000.00	0.00	0.00	0.00	0.00	0.00	0.00	57,943.22	0.00	25,000.00
Provision of Advanced Education Services	32010010000000	82,943.22	0.00	82,943.22	82,943.22	0.00	0.00	0.00	82,943.22	25,000.00	0.00	0.00	0.00	0.00	25,000.00	0.00	0.00	0.00	0.00	0.00	0.00	57,943.22	0.00	25,000.00
MOOE		82,943.22	0.00	82,943.22	82,943.22	0.00	0.00	0.00	82,943.22	25,000.00	0.00	0.00	0.00	0.00	25,000.00	0.00	0.00	0.00	0.00	0.00	0.00	57,943.22	0.00	25,000.00
RESEARCH PROGRAM		125,644.61	0.00	125,644.61	125,644.61	0.00	0.00	0.00	125,644.61	55,250.00	0.00	0.00	0.00	0.00	55,250.00	30,250.00	0.00	0.00	0.00	30,250.00	0.00	70,394.61	0.00	25,000.00
Conduct of Research Services including P1,000,000 for Research Rewards to Members	32020010000000	125,644.61	0.00	125,644.61	125,644.61	0.00	0.00	0.00	125,644.61	55,250.00	0.00	0.00	0.00	0.00	55,250.00	30,250.00	0.00	0.00	0.00	30,250.00	0.00	70,394.61	0.00	25,000.00
MOOE		125,644.61	0.00	125,644.61	125,644.61	0.00	0.00	0.00	125,644.61	55,250.00	0.00	0.00	0.00	0.00	55,250.00	30,250.00	0.00	0.00	0.00	30,250.00	0.00	70,394.61	0.00	25,000.00
DO Community engagement increased		42,567.78	0.00	42,567.78	42,567.78	0.00	0.00	0.00	42,567.78	26,000.00	0.00	0.00	0.00	0.00	26,000.00	0.00	0.00	0.00	0.00	0.00	0.00	16,567.78	0.00	26,000.00
TECHNICAL ADVISORY EXTENSION PROGRAM		42,567.78	0.00	42,567.78	42,567.78	0.00	0.00	0.00	42,567.78	26,000.00	0.00	0.00	0.00	0.00	26,000.00	0.00	0.00	0.00	0.00	0.00	0.00	16,567.78	0.00	26,000.00
Provision of Extension Services	33010010000000	42,567.78	0.00	42,567.78	42,567.78	0.00	0.00	0.00	42,567.78	26,000.00	0.00	0.00	0.00	0.00	26,000.00	0.00	0.00	0.00	0.00	0.00	0.00	16,567.78	0.00	26,000.00
MOOE		42,567.78	0.00	42,567.78	42,567.78	0.00	0.00	0.00	42,567.78	26,000.00	0.00	0.00	0.00	0.00	26,000.00	0.00	0.00	0.00	0.00	0.00	0.00	16,567.78	0.00	26,000.00
Sub-Total, Operations		5,518,809.45	0.00	5,518,809.45	5,518,809.45	0.00	0.00	0.00	5,518,809.45	284,608.71	0.00	0.00	0.00	0.00	284,608.71	52,911.00	0.00	0.00	0.00	52,911.00	0.00	5,234,200.74	0.00	231,697.71
PS		0.00	0.00	0.00	0.00	0.00	0.00	0.00	0.00	0.00	0.00	0.00	0.00	0.00	0.00	0.00	0.00	0.00	0.00	0.00	0.00	0.00	0.00	0.00
MOOE		480,809.09	0.00	480,809.09	480,809.09	0.00	0.00	0.00	480,809.09	284,608.71	0.00	0.00	0.00	0.00	284,608.71	52,911.00	0.00	0.00	0.00	52,911.00	0.00	195,200.38	0.00	231,697.71
FinEx (if Applicable)		0.00	0.00	0.00	0.00	0.00	0.00	0.00	0.00	0.00	0.00	0.00	0.00	0.00	0.00	0.00	0.00	0.00	0.00	0.00	0.00	0.00	0.00	0.00
CO		5,038,000.36	0.00	5,038,000.36	5,038,000.36	0.00	0.00	0.00	5,038,000.36	0.00	0.00	0.00	0.00	0.00	0.00	0.00	0.00	0.00	0.00	0.00	0.00	5,038,000.36	0.00	0.00
GRAND TOTAL		5,970,645.95	0.00	5,970,645.95	5,970,645.95	0.00	0.00	0.00	5,970,645.95	635,997.00	0.00	0.00	0.00	0.00	635,997.00	106,041.00	0.00	0.00	0.00	106,041.00	0.00	5,334,644.95	0.00	529,956.00
PS		0.00	0.00	0.00	0.00	0.00	0.00	0.00	0.00	0.00	0.00	0.00	0.00	0.00	0.00	0.00	0.00	0.00	0.00	0.00	0.00	0.00	0.00	0.00
MOOE		932,645.59	0.00	932,645.59	932,645.59	0.00	0.00	0.00	932,645.59	635,997.00	0.00	0.00	0.00	0.00	635,997.00	106,041.00	0.00	0.00	0.00	106,041.00	0.00	296,648.59	0.00	529,956.00
FinEx (if Applicable)		0.00	0.00	0.00	0.00	0.00	0.00	0.00	0.00	0.00	0.00	0.00	0.00	0.00	0.00	0.00	0.00	0.00	0.00	0.00	0.00	0.00	0.00	0.00
CO		5,038,000.36	0.00	5,038,000.36	5,038,000.36	0.00	0.00	0.00	5,038,000.36	0.00	0.00	0.00	0.00	0.00	0.00	0.00	0.00	0.00	0.00	0.00	0.00	5,038,000.36	0.00	0.00

Certified Correct:

ELENA MYRTA
Officer-in-Charge
Date: 2020-04-22 11:27:46.0

Certified Correct:

JOHN ERWIN C. PANLILIO
Accountant
Date: 2020-04-22 11:27:46.0

Recommending Approval:

JOHN ERWIN C. PANLILIO
Director
Date: 2020-04-23 09:13:

Approved By:

DR. MYRNA O. M. L. A.
Agency Head
Date: 2020-04-23 09:28:34.0