

SUMMARY OF APPROPRIATIONS, ALLOTMENTS, OBLIGATIONS, DISBURSEMENTS AND BALANCES BY OBJECT OF EXPENDITURES
As at the Quarter Ending March 31, 2026

Department : State Universities and Colleges (SUCS)
 Agency/Entity : Tarlac State University
 Operating Unit : < not applicable >
 Organization Code (UACS) : 08 037 000000
 Fund Cluster : 01 - Regular Agency Fund
 (e.g. UACS Fund Cluster: 01-Regular Agency Fund, 02-Foreign Assisted Projects Fund, 03-Special Account-Locally Funded/Domestic Grants Fund, and 04-Special Account-Foreign Assisted/Foreign Grants Fund)

X Current Year Appropriations
 Supplemental Appropriations
 Continuing Appropriations

Particulars	UACS CODE	Appropriations			Allotments			Obligations							Disbursements				Balances				
		Authorized Appropriations	Adjustments (Transfer To/From, Modifications/ Augmentations)	Adjusted Appropriations	Allotments Received	Adjustments (Reductions, Modifications/ Augmentations)	Transfer To	Transfer From	Adjusted Allotments	1st Quarter Ending March 31	2nd Quarter Ending June 30	3rd Quarter Ending September 30	4th Quarter Ending December 31	Total	1st Quarter Ending March 31	2nd Quarter Ending June 30	3rd Quarter Ending September 30	4th Quarter Ending December 31	Total	Unreleased Appropriations	Unobligated Allotments	Unpaid Obligations (15-20)+(23+24)	
1	2	3	4	5=(3+4)	6	7	8	9	10=[(6+7)-8+9]	11	12	13	14	15=(11+12+13+14)	16	17	18	19	20=(16+17+18+19)	21=(5-10)	22=(16-15)	23	24
SUMMARY		1,074,936,000.00	0.00	1,074,936,000.00	968,626,000.00	0.00	0.00	0.00	968,626,000.00	135,841,295.43	0.00	0.00	0.00	135,841,295.43	131,083,023.52	0.00	0.00	0.00	131,083,023.52	106,310,000.00	832,784,764.57	4,363,129.72	395,142.19
A. AGENCY SPECIFIC BUDGET		1,036,714,000.00	0.00	1,036,714,000.00	930,404,000.00	0.00	0.00	0.00	930,404,000.00	126,412,399.34	0.00	0.00	0.00	126,412,399.34	121,654,127.43	0.00	0.00	0.00	121,654,127.43	106,310,000.00	803,991,660.66	4,363,129.72	395,142.19
Personnel Services		485,210,000.00	0.00	485,210,000.00	419,600,000.00	0.00	0.00	0.00	419,600,000.00	99,154,828.89	0.00	0.00	0.00	99,154,828.89	98,373,069.79	0.00	0.00	0.00	98,373,069.79	65,610,000.00	320,445,171.11	386,625.91	395,142.19
Salaries and Wages		322,541,000.00	0.00	322,541,000.00	322,541,000.00	0.00	0.00	0.00	322,541,000.00	89,617,888.25	0.00	0.00	0.00	89,617,888.25	88,930,252.19	0.00	0.00	0.00	88,930,252.19	6.00	232,823,511.75	292,992.87	395,143.19
Salaries and Wages - Regular	5010101000	318,518,000.00	0.00	318,518,000.00	318,518,000.00	0.00	0.00	0.00	318,518,000.00	88,606,379.77	0.00	0.00	0.00	88,606,379.77	88,012,061.74	0.00	0.00	0.00	88,012,061.74	0.00	229,911,620.23	199,174.84	395,143.19
Basic Salary - Civilian	5010101001	318,518,000.00	0.00	318,518,000.00	318,518,000.00	0.00	0.00	0.00	318,518,000.00	88,606,379.77	0.00	0.00	0.00	88,606,379.77	88,012,061.74	0.00	0.00	0.00	88,012,061.74	0.00	229,911,620.23	199,174.84	395,143.19
Salaries and Wages - Casual/Contractual	5010102000	4,022,000.00	0.00	4,022,000.00	4,022,000.00	0.00	0.00	0.00	4,022,000.00	1,011,108.48	0.00	0.00	0.00	1,011,108.48	918,190.45	0.00	0.00	0.00	918,190.45	0.00	3,011,891.52	92,818.03	0.00
Other Compensation		86,213,000.00	0.00	86,213,000.00	86,213,000.00	0.00	0.00	0.00	86,213,000.00	6,938,762.11	0.00	0.00	0.00	6,938,762.11	6,844,903.20	0.00	0.00	0.00	6,844,903.20	0.00	79,242,37.89	93,858.91	0.00
Personal Economic Relief Allowance (PERA)	5010201000	12,504,000.00	0.00	12,504,000.00	12,504,000.00	0.00	0.00	0.00	12,504,000.00	3,136,580.63	0.00	0.00	0.00	3,136,580.63	3,133,721.72	0.00	0.00	0.00	3,133,721.72	0.00	9,367,419.37	2,858.91	0.00
PERA - Civilian	5010201001	12,504,000.00	0.00	12,504,000.00	12,504,000.00	0.00	0.00	0.00	12,504,000.00	3,136,580.63	0.00	0.00	0.00	3,136,580.63	3,133,721.72	0.00	0.00	0.00	3,133,721.72	0.00	9,367,419.37	2,858.91	0.00
Representation Allowance (RA)	5010202000	354,000.00	0.00	354,000.00	354,000.00	0.00	0.00	0.00	354,000.00	88,500.00	0.00	0.00	0.00	88,500.00	88,500.00	0.00	0.00	0.00	88,500.00	0.00	265,500.00	0.00	0.00
Transportation Allowance (TA)	5010203000	354,000.00	0.00	354,000.00	354,000.00	0.00	0.00	0.00	354,000.00	54,000.00	0.00	0.00	0.00	54,000.00	54,000.00	0.00	0.00	0.00	54,000.00	0.00	300,000.00	0.00	0.00
Transportation Allowance (TA)	5010203001	354,000.00	0.00	354,000.00	354,000.00	0.00	0.00	0.00	354,000.00	54,000.00	0.00	0.00	0.00	54,000.00	54,000.00	0.00	0.00	0.00	54,000.00	0.00	300,000.00	0.00	0.00
Clothing/Uniform Allowance	5010204000	3,647,000.00	0.00	3,647,000.00	3,647,000.00	0.00	0.00	0.00	3,647,000.00	3,444,000.00	0.00	0.00	0.00	3,444,000.00	3,393,000.00	0.00	0.00	0.00	3,393,000.00	0.00	203,000.00	51,000.00	0.00
Clothing/Uniform Allowance - Civilian	5010204001	3,647,000.00	0.00	3,647,000.00	3,647,000.00	0.00	0.00	0.00	3,647,000.00	3,444,000.00	0.00	0.00	0.00	3,444,000.00	3,393,000.00	0.00	0.00	0.00	3,393,000.00	0.00	203,000.00	51,000.00	0.00
Subsistence Allowance (SA)	5010205000	79,000.00	0.00	79,000.00	79,000.00	0.00	0.00	0.00	79,000.00	18,156.25	0.00	0.00	0.00	18,156.25	18,156.25	0.00	0.00	0.00	18,156.25	0.00	60,843.75	0.00	0.00
Subsistence Allowance - Magna Carta for Public Health Workers under R.A. 7305	5010205003	79,000.00	0.00	79,000.00	79,000.00	0.00	0.00	0.00	79,000.00	18,156.25	0.00	0.00	0.00	18,156.25	18,156.25	0.00	0.00	0.00	18,156.25	0.00	60,843.75	0.00	0.00
Laundry Allowance (LA)	5010206000	11,000.00	0.00	11,000.00	11,000.00	0.00	0.00	0.00	11,000.00	2,482.23	0.00	0.00	0.00	2,482.23	2,482.23	0.00	0.00	0.00	2,482.23	0.00	8,517.77	0.00	0.00
Laundry Allowance - Magna Carta Benefits for Public Health Workers under R.A. 7305	5010206004	11,000.00	0.00	11,000.00	11,000.00	0.00	0.00	0.00	11,000.00	2,482.23	0.00	0.00	0.00	2,482.23	2,482.23	0.00	0.00	0.00	2,482.23	0.00	8,517.77	0.00	0.00
Honoraria	5010210000	8,644,000.00	0.00	8,644,000.00	8,644,000.00	0.00	0.00	0.00	8,644,000.00	0.00	0.00	0.00	0.00	0.00	0.00	0.00	0.00	0.00	0.00	0.00	8,644,000.00	0.00	0.00
Honoraria - Civilian	5010210001	8,644,000.00	0.00	8,644,000.00	8,644,000.00	0.00	0.00	0.00	8,644,000.00	0.00	0.00	0.00	0.00	0.00	0.00	0.00	0.00	0.00	0.00	0.00	8,644,000.00	0.00	0.00
Hazard Pay (HP)	5010211000	792,000.00	0.00	792,000.00	792,000.00	0.00	0.00	0.00	792,000.00	195,043.00	0.00	0.00	0.00	195,043.00	195,043.00	0.00	0.00	0.00	195,043.00	0.00	596,957.00	0.00	0.00
HP - Magna Carta Benefits for Public Health Workers under R.A. 7305	5010211005	792,000.00	0.00	792,000.00	792,000.00	0.00	0.00	0.00	792,000.00	195,043.00	0.00	0.00	0.00	195,043.00	195,043.00	0.00	0.00	0.00	195,043.00	0.00	596,957.00	0.00	0.00
Year End Bonus	5010214000	26,544,000.00	0.00	26,544,000.00	26,544,000.00	0.00	0.00	0.00	26,544,000.00	0.00	0.00	0.00	0.00	0.00	0.00	0.00	0.00	0.00	0.00	0.00	26,544,000.00	0.00	0.00
Bonus - Civilian	5010214001	26,544,000.00	0.00	26,544,000.00	26,544,000.00	0.00	0.00	0.00	26,544,000.00	0.00	0.00	0.00	0.00	0.00	0.00	0.00	0.00	0.00	0.00	0.00	26,544,000.00	0.00	0.00
Cash Gift	5010215000	2,605,000.00	0.00	2,605,000.00	2,605,000.00	0.00	0.00	0.00	2,605,000.00	0.00	0.00	0.00	0.00	0.00	0.00	0.00	0.00	0.00	0.00	0.00	2,605,000.00	0.00	0.00
Cash Gift - Civilian	5010215001	2,605,000.00	0.00	2,605,000.00	2,605,000.00	0.00	0.00	0.00	2,605,000.00	0.00	0.00	0.00	0.00	0.00	0.00	0.00	0.00	0.00	0.00	0.00	2,605,000.00	0.00	0.00
Mid-Year Bonus - Civilian	5010216000	26,544,000.00	0.00	26,544,000.00	26,544,000.00	0.00	0.00	0.00	26,544,000.00	0.00	0.00	0.00	0.00	0.00	0.00	0.00	0.00	0.00	0.00	0.00	26,544,000.00	0.00	0.00
Mid-Year Bonus - Civilian	5010216001	26,544,000.00	0.00	26,544,000.00	26,544,000.00	0.00	0.00	0.00	26,544,000.00	0.00	0.00	0.00	0.00	0.00	0.00	0.00	0.00	0.00	0.00	0.00	26,544,000.00	0.00	0.00
Other Bonuses and Allowances	5010299000	4,135,000.00	0.00	4,135,000.00	4,135,000.00	0.00	0.00	0.00	4,135,000.00	0.00	0.00	0.00	0.00	0.00	0.00	0.00	0.00	0.00	0.00	0.00	4,135,000.00	0.00	0.00
Productivity Enhancement Incentive - Civilian	5010299012	2,605,000.00	0.00	2,605,000.00	2,605,000.00	0.00	0.00	0.00	2,605,000.00	0.00	0.00	0.00	0.00	0.00	0.00	0.00	0.00	0.00	0.00	0.00	2,605,000.00	0.00	0.00
Anniversary Bonus - Civilian	5010299008	1,530,000.00	0.00	1,530,000.00	1,530,000.00	0.00	0.00	0.00	1,530,000.00	0.00	0.00	0.00	0.00	0.00	0.00	0.00	0.00	0.00	0.00	0.00	1,530,000.00	0.00	0.00
Personnel Benefit Contributions		9,194,000.00	0.00	9,194,000.00	9,194,000.00	0.00	0.00	0.00	9,194,000.00	2,283,999.94	0.00	0.00	0.00	2,283,999.94	2,283,326.81	0.00	0.00	0.00	2,283,326.81	0.00	6,810,606.96	674.13	(1.00)
Pag-IBIG Contributions	5010302000	1,250,000.00	0.00	1,250,000.00	1,250,000.00	0.00	0.00	0.00	1,250,000.00	318,800.00	0.00	0.00	0.00	318,800.00	318,128.87	0.00	0.00	0.00	318,128.87	0.00	931,200.00	671.13	0.00
Pag-IBIG - Civilian	5010302001	1,250,000.00	0.00	1,250,000.00	1,250,000.00	0.00	0.00	0.00	1,250,000.00	318,800.00	0.00	0.00	0.00	318,800.00	318,128.87	0.00	0.00	0.00	318,128.87	0.00	931,200.00	671.13	0.00
PhilHealth Contributions	5010303000	7,319,000.00	0.00	7,319,000.00	7,319,000.00	0.00	0.00	0.00	7,319,000.00	1,820,599.94	0.00	0.00	0.00	1,820,599.94									

Department : State Universities and Colleges (SUCs)
 Agency/Entity : Tarlac State University
 Operating Unit : < not applicable >
 Organization Code (UACS) : 08 037 000000
 Fund Cluster : 01 - Regular Agency Fund
 (e.g. UACS Fund Cluster: 01-Regular Agency Fund, 02-Foreign Assisted Projects Fund, 03-Special Account-Locally Funded/Domestic Grants Fund, and 04-Special Account-Foreign Assisted/Foreign Grants Fund)


X Current Year Appropriations
 Supplemental Appropriations
 Continuing Appropriations


Particulars	UACS CODE	Appropriations			Allotments			Obligations				Disbursements				Balances								
		Authorized Appropriations	Adjustments (Transfer To/From, Modifications/Augmentations)	Adjusted Appropriations	Allotments Received	Adjustments (Reductions, Modifications/Augmentations)	Transfer To	Transfer From	Adjusted Allotments	1st Quarter Ending March 31	2nd Quarter Ending June 30	3rd Quarter Ending September 30	4th Quarter Ending December 31	Total	1st Quarter Ending March 31	2nd Quarter Ending June 30	3rd Quarter Ending September 30	4th Quarter Ending December 31	Total	Unreleased Appropriations	Unobligated Allotments	Unpaid Obligations (15-20)+(23+24)		
1	2	3	4	5=(3+4)	6	7	8	9	10=(6+7)+8+9	11	12	13	14	15=(11+12+13+14)	16	17	18	19	20=(16+17+18+19)	21=(5-10)	22=(6-15)	23	24	
Traveling Expenses - Local	5020101000	12,032,000.00	0.00	12,032,000.00	12,032,000.00	0.00	0.00	0.00	12,032,000.00	208,295.00	0.00	0.00	0.00	208,295.00	190,965.00	0.00	0.00	0.00	0.00	190,965.00	0.00	11,823,705.00	17,730.00	0.00
Traveling Expenses - Foreign	5020102000	1,435,000.00	0.00	1,435,000.00	1,435,000.00	0.00	0.00	0.00	1,435,000.00	0.00	0.00	0.00	0.00	0.00	0.00	0.00	0.00	0.00	0.00	0.00	1,435,000.00	0.00	0.00	0.00
Training and Scholarship Expenses		891,000.00	0.00	891,000.00	891,000.00	0.00	0.00	0.00	891,000.00	106,801.50	0.00	0.00	0.00	106,801.50	106,801.50	0.00	0.00	0.00	0.00	106,801.50	0.00	784,198.50	0.00	0.00
Training Expenses	5020201000	675,000.00	0.00	675,000.00	675,000.00	0.00	0.00	0.00	675,000.00	62,150.00	0.00	0.00	0.00	62,150.00	62,150.00	0.00	0.00	0.00	0.00	62,150.00	0.00	616,850.00	0.00	0.00
Training Expenses	5020202000	675,000.00	0.00	675,000.00	675,000.00	0.00	0.00	0.00	675,000.00	62,150.00	0.00	0.00	0.00	62,150.00	62,150.00	0.00	0.00	0.00	0.00	62,150.00	0.00	616,850.00	0.00	0.00
Scholarship Grants/Expenses	5020202000	212,000.00	0.00	212,000.00	212,000.00	0.00	0.00	0.00	212,000.00	44,651.50	0.00	0.00	0.00	44,651.50	44,651.50	0.00	0.00	0.00	0.00	44,651.50	0.00	167,348.50	0.00	0.00
Supplies and Materials Expenses		15,892,000.00	0.00	15,892,000.00	15,892,000.00	0.00	0.00	0.00	15,892,000.00	3,095,715.25	0.00	0.00	0.00	3,095,715.25	2,048,970.39	0.00	0.00	0.00	0.00	2,048,970.39	0.00	11,896,284.75	1,046,744.86	0.00
Office Supplies Expenses	5020301000	5,015,000.00	0.00	5,015,000.00	5,015,000.00	0.00	0.00	0.00	5,015,000.00	2,115,016.92	0.00	0.00	0.00	2,115,016.92	1,577,691.63	0.00	0.00	0.00	0.00	1,577,691.63	0.00	2,899,803.08	537,325.29	0.00
Office Supplies Expenses	5020301002	5,015,000.00	0.00	5,015,000.00	5,015,000.00	0.00	0.00	0.00	5,015,000.00	2,115,016.92	0.00	0.00	0.00	2,115,016.92	1,577,691.63	0.00	0.00	0.00	0.00	1,577,691.63	0.00	2,899,803.08	537,325.29	0.00
Fuel, Oil and Lubricants Expenses	5020308000	1,364,000.00	0.00	1,364,000.00	1,364,000.00	0.00	0.00	0.00	1,364,000.00	378,998.33	0.00	0.00	0.00	378,998.33	358,126.98	0.00	0.00	0.00	0.00	358,126.98	0.00	985,601.67	20,271.35	0.00
Other Supplies and Materials Expenses	5020399000	8,713,000.00	0.00	8,713,000.00	8,713,000.00	0.00	0.00	0.00	8,713,000.00	602,300.00	0.00	0.00	0.00	602,300.00	113,151.78	0.00	0.00	0.00	0.00	113,151.78	0.00	8,110,700.00	489,148.22	0.00
Utility Expenses		20,289,000.00	0.00	20,289,000.00	20,289,000.00	0.00	0.00	0.00	20,289,000.00	7,845,440.65	0.00	0.00	0.00	7,845,440.65	5,816,811.61	0.00	0.00	0.00	0.00	5,816,811.61	0.00	12,443,599.35	2,028,629.04	0.00
Water Expenses	5020401000	1,715,000.00	0.00	1,715,000.00	1,715,000.00	0.00	0.00	0.00	1,715,000.00	745,607.65	0.00	0.00	0.00	745,607.65	745,607.65	0.00	0.00	0.00	0.00	745,607.65	0.00	969,392.35	0.00	0.00
Electricity Expenses	5020402000	18,574,000.00	0.00	18,574,000.00	18,574,000.00	0.00	0.00	0.00	18,574,000.00	7,099,833.00	0.00	0.00	0.00	7,099,833.00	5,071,203.96	0.00	0.00	0.00	0.00	5,071,203.96	0.00	11,474,167.00	2,028,629.04	0.00
Communication Expenses		5,723,000.00	0.00	5,723,000.00	5,723,000.00	0.00	0.00	0.00	5,723,000.00	1,467,143.72	0.00	0.00	0.00	1,467,143.72	1,462,830.85	0.00	0.00	0.00	0.00	1,462,830.85	0.00	4,255,856.28	4,312.87	0.00
Telephone Expenses	5020502000	1,117,000.00	0.00	1,117,000.00	1,117,000.00	0.00	0.00	0.00	1,117,000.00	404,797.06	0.00	0.00	0.00	404,797.06	400,484.19	0.00	0.00	0.00	0.00	400,484.19	0.00	712,202.84	4,312.87	0.00
Landline	5020502002	1,117,000.00	0.00	1,117,000.00	1,117,000.00	0.00	0.00	0.00	1,117,000.00	404,797.06	0.00	0.00	0.00	404,797.06	400,484.19	0.00	0.00	0.00	0.00	400,484.19	0.00	712,202.84	4,312.87	0.00
Internet Subscription Expenses	5020503000	4,606,000.00	0.00	4,606,000.00	4,606,000.00	0.00	0.00	0.00	4,606,000.00	1,062,346.66	0.00	0.00	0.00	1,062,346.66	1,062,346.66	0.00	0.00	0.00	0.00	1,062,346.66	0.00	3,543,653.34	0.00	0.00
Awards/Rewards and Prizes		5,873,000.00	0.00	5,873,000.00	5,873,000.00	0.00	0.00	0.00	5,873,000.00	123,000.00	0.00	0.00	0.00	123,000.00	123,000.00	0.00	0.00	0.00	0.00	123,000.00	0.00	5,550,000.00	0.00	0.00
Awards/Rewards Expenses	5020901000	5,000,000.00	0.00	5,000,000.00	5,000,000.00	0.00	0.00	0.00	5,000,000.00	0.00	0.00	0.00	0.00	0.00	0.00	0.00	0.00	0.00	0.00	0.00	0.00	5,000,000.00	0.00	0.00
Awards/Rewards Expenses	5020901001	5,000,000.00	0.00	5,000,000.00	5,000,000.00	0.00	0.00	0.00	5,000,000.00	0.00	0.00	0.00	0.00	0.00	0.00	0.00	0.00	0.00	0.00	0.00	0.00	5,000,000.00	0.00	0.00
Prizes	5020902000	673,000.00	0.00	673,000.00	673,000.00	0.00	0.00	0.00	673,000.00	123,000.00	0.00	0.00	0.00	123,000.00	123,000.00	0.00	0.00	0.00	0.00	123,000.00	0.00	550,000.00	0.00	0.00
Survey, Research, Exploration and		700,000.00	0.00	700,000.00	700,000.00	0.00	0.00	0.00	700,000.00	0.00	0.00	0.00	0.00	0.00	0.00	0.00	0.00	0.00	0.00	0.00	0.00	700,000.00	0.00	0.00
Research, Exploration and Development Expenses	5020702000	700,000.00	0.00	700,000.00	700,000.00	0.00	0.00	0.00	700,000.00	0.00	0.00	0.00	0.00	0.00	0.00	0.00	0.00	0.00	0.00	0.00	0.00	700,000.00	0.00	0.00
Research, Exploration and Development Expenses	5020702002	700,000.00	0.00	700,000.00	700,000.00	0.00	0.00	0.00	700,000.00	0.00	0.00	0.00	0.00	0.00	0.00	0.00	0.00	0.00	0.00	0.00	0.00	700,000.00	0.00	0.00
Confidential, Intelligence and Extraordinary		150,000.00	0.00	150,000.00	150,000.00	0.00	0.00	0.00	150,000.00	37,500.00	0.00	0.00	0.00	37,500.00	37,500.00	0.00	0.00	0.00	0.00	37,500.00	0.00	112,500.00	0.00	0.00
Extraordinary and Miscellaneous Expenses	5021003000	150,000.00	0.00	150,000.00	150,000.00	0.00	0.00	0.00	150,000.00	37,500.00	0.00	0.00	0.00	37,500.00	37,500.00	0.00	0.00	0.00	0.00	37,500.00	0.00	112,500.00	0.00	0.00
Professional Services		43,551,000.00	0.00	43,551,000.00	43,551,000.00	0.00	0.00	0.00	43,551,000.00	5,457,334.18	0.00	0.00	0.00	5,457,334.18	5,190,868.57	0.00	0.00	0.00	0.00	5,190,868.57	0.00	38,093,665.82	266,465.61	0.00
Legal Services	5021101000	100,000.00	0.00	100,000.00	100,000.00	0.00	0.00	0.00	100,000.00	0.00	0.00	0.00	0.00	0.00	0.00	0.00	0.00	0.00	0.00	0.00	0.00	100,000.00	0.00	0.00
Auditing Services	5021102000	100,000.00	0.00	100,000.00	100,000.00	0.00	0.00	0.00	100,000.00	0.00	0.00	0.00	0.00	0.00	0.00	0.00	0.00	0.00	0.00	0.00	0.00	100,000.00	0.00	0.00
Other Professional Services	5021199000	43,351,000.00	0.00	43,351,000.00	43,351,000.00	0.00	0.00	0.00	43,351,000.00	5,457,334.18	0.00	0.00	0.00	5,457,334.18	5,190,868.57	0.00	0.00	0.00	0.00	5,190,868.57	0.00	37,993,665.82	266,465.61	0.00
General Services		23,601,000.00	0.00	23,601,000.00	23,601,000.00	0.00	0.00	0.00	23,601,000.00	4,121,795.90	0.00	0.00	0.00	4,121,795.90	3,937,594.48	0.00	0.00	0.00	0.00	3,937,594.48	0.00	18,479,254.10	184,291.42	0.00
Security Services	5021303000	11,611,000.00	0.00	11,611,000.00	11,611,000.00	0.00	0.00	0.00	11,611,000.00	1,958,256.55	0.00	0.00	0.00	1,958,256.55	1,907,540.84	0.00	0.00	0.00	0.00	1,907,540.84	0.00	9,652,743.45	150,715.21	0.00
Other General Services	5021399000	11,990,000.00	0.00	11,990,000.00	11,990,00																			


Department : State Universities and Colleges (SUCs)
 Agency/Entity : Tarlac State University
 Operating Unit : < not applicable >
 Organization Code (UACS) : 08 037 000000
 Fund Cluster : 01 - Regular Agency Fund
 (e.g. UACS Fund Cluster: 01-Regular Agency Fund, 02-Foreign Assisted Projects Fund, 03-Special Account-Locally Funded/Domestic Grants Fund, and 04-Special Account-Foreign Assisted/Foreign Grants Fund)

Current Year Appropriations
 Supplemental Appropriations
 Continuing Appropriations

Particulars	UACS CODE	Appropriations			Allotments			Obligations							Disbursements				Balances					
		Authorized Appropriations	Adjustments (Transfer To/From, Modifications/ Augmentations)	Adjusted Appropriations	Allotments Received	Adjustments (Reductions, Modifications/ Augmentations)	Transfer To	Transfer From	Adjusted Allotments	1st Quarter Ending March 31	2nd Quarter Ending June 30	3rd Quarter Ending September 30	4th Quarter Ending December 31	Total	1st Quarter Ending March 31	2nd Quarter Ending June 30	3rd Quarter Ending September 30	4th Quarter Ending December 31	Total	Unreleased Appropriations	Unobligated Allotments	Unpaid Obligations (15-20)+(23+24)		
		3	4	5=(3+4)	6	7	8	9	10=(10+11)+5+6	11	12	13	14	15=(11+12+13+14)	16	17	18	19	20=(16+17+18+19)	21=(5-10)	22=(16-15)	23	24	
Other Maintenance and Operating Expenses	502999059	6,688,000.00	0.00	6,688,000.00	6,688,000.00	0.00	0.00	0.00	6,688,000.00	1,770,626.50	0.00	0.00	0.00	1,770,626.50	1,352,027.00	0.00	0.00	0.00	1,352,027.00	0.00	4,917,373.50	418,599.50	0.00	0.00
Capital Outlays		90,000,000.00	0.00	90,000,000.00	50,000,000.00	0.00	0.00	0.00	50,000,000.00	0.00	0.00	0.00	0.00	0.00	0.00	0.00	0.00	0.00	0.00	0.00	40,000,000.00	50,000,000.00	0.00	0.00
Property, Plant and Equipment Outlay		90,000,000.00	0.00	90,000,000.00	50,000,000.00	0.00	0.00	0.00	50,000,000.00	0.00	0.00	0.00	0.00	0.00	0.00	0.00	0.00	0.00	0.00	0.00	40,000,000.00	50,000,000.00	0.00	0.00
Buildings and Other Structures	506040000	90,000,000.00	0.00	90,000,000.00	50,000,000.00	0.00	0.00	0.00	50,000,000.00	0.00	0.00	0.00	0.00	0.00	0.00	0.00	0.00	0.00	0.00	0.00	40,000,000.00	50,000,000.00	0.00	0.00
School Buildings	506040002	40,000,000.00	0.00	40,000,000.00	0.00	0.00	0.00	0.00	0.00	0.00	0.00	0.00	0.00	0.00	0.00	0.00	0.00	0.00	0.00	0.00	40,000,000.00	0.00	0.00	0.00
Hotels and Dormitories	506040006	50,000,000.00	0.00	50,000,000.00	50,000,000.00	0.00	0.00	0.00	50,000,000.00	0.00	0.00	0.00	0.00	0.00	0.00	0.00	0.00	0.00	0.00	0.00	0.00	50,000,000.00	0.00	0.00
B. AUTOMATIC APPROPRIATIONS		38,222,000.00	0.00	38,222,000.00	38,222,000.00	0.00	0.00	0.00	38,222,000.00	9,428,896.09	0.00	0.00	0.00	9,428,896.09	9,428,896.09	0.00	0.00	0.00	0.00	0.00	0.00	28,793,103.91	0.00	0.00
Retirement and Life Insurance Premiums		38,222,000.00	0.00	38,222,000.00	38,222,000.00	0.00	0.00	0.00	38,222,000.00	9,428,896.09	0.00	0.00	0.00	9,428,896.09	9,428,896.09	0.00	0.00	0.00	0.00	0.00	28,793,103.91	0.00	0.00	0.00
GRAND TOTAL		1,074,936,000.00	0.00	1,074,936,000.00	968,626,000.00	0.00	0.00	0.00	968,626,000.00	135,941,295.43	0.00	0.00	0.00	135,941,295.43	131,083,023.52	0.00	0.00	0.00	0.00	131,083,023.52	106,310,000.00	832,784,704.57	4,363,129.72	395,142.19

Certified Correct:

 R. MANALAC, CPA
 Chief Accountant
 Date: April 29, 2026 02:06 PM

Certified Correct:

 JOHN ERWIN C. PANLILIO, CPA
 Chief Accountant
 Date: April 29, 2026 02:06 PM

Recommending Approval By:

 JOHN ERWIN C. PANLILIO, CPA
 Chief Finance Officer
 Date:

Approved By:

 DR. IMURA CONSUELACION D. CRISTOBAL
 Chief Executive Officer
 Date: April 29, 2026 02:11 PM